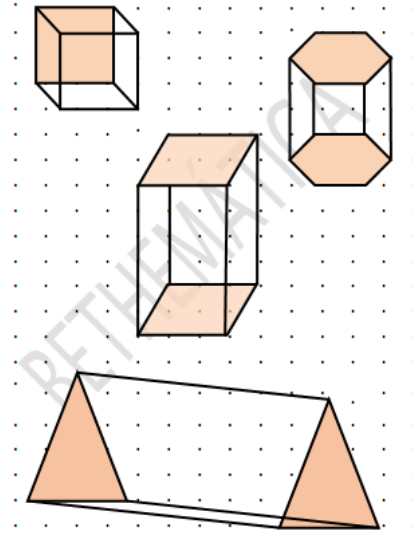
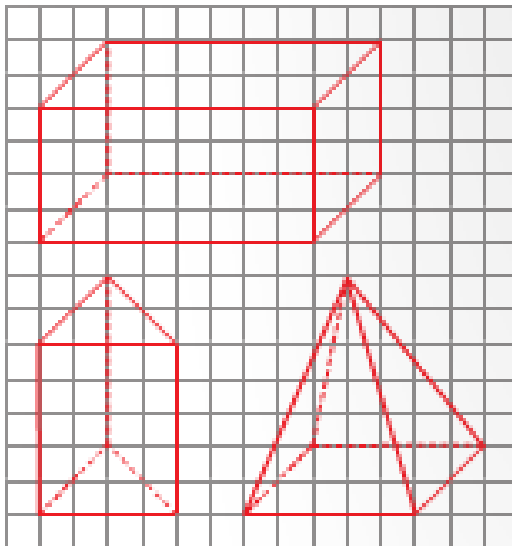




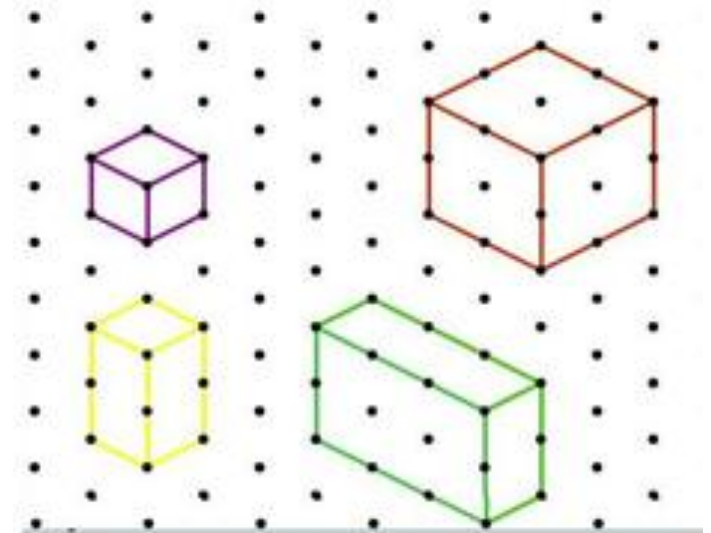
Representações de sólidos em malhas

Representações de sólidos em malhas

Malha quadriculada

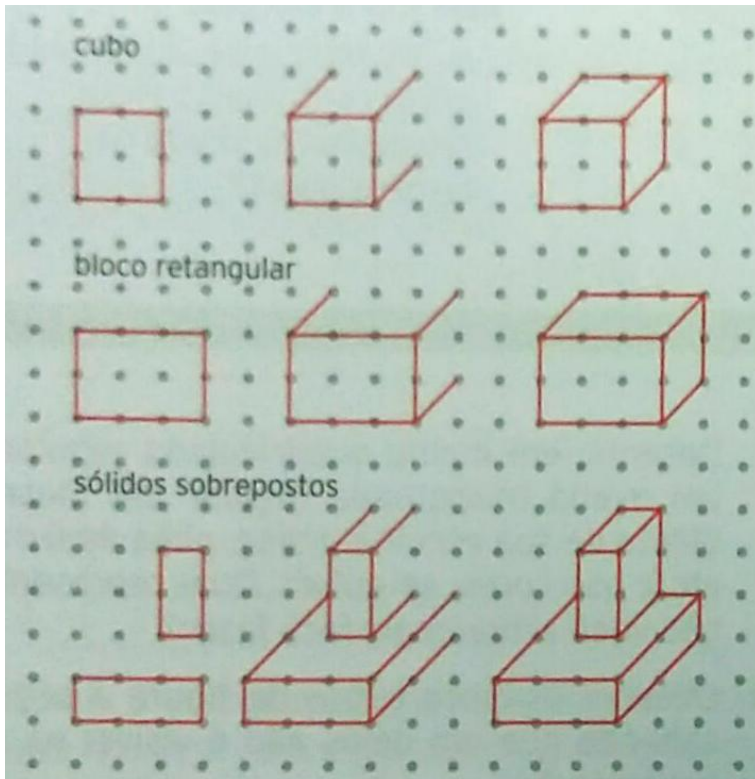


Malha triangulada

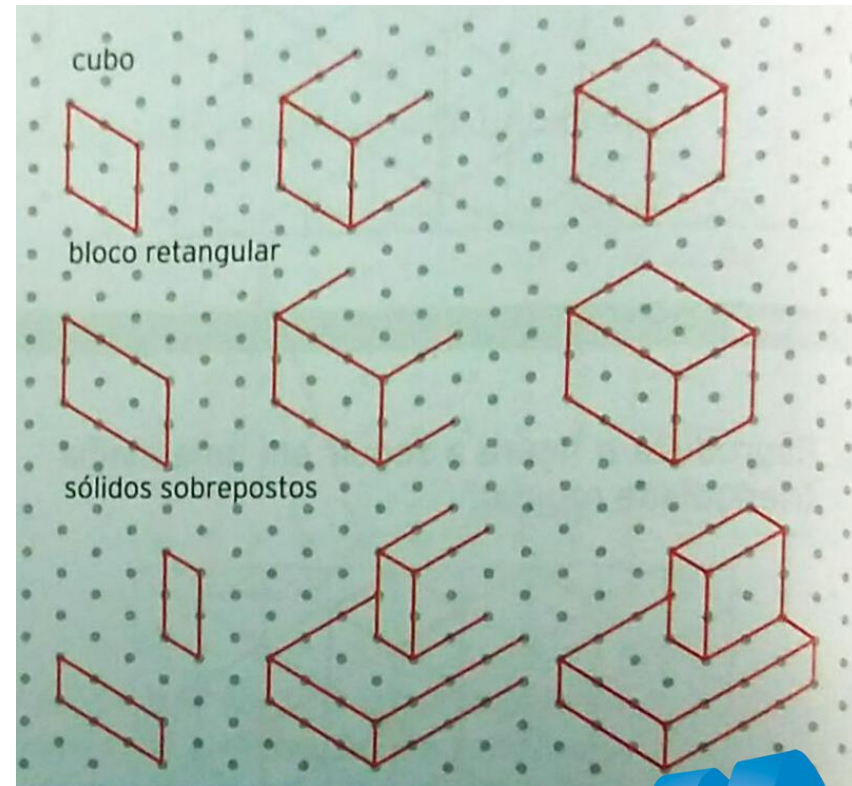


Mesmo sólido, mais de uma representação

Malha quadriculada regular pontilhada

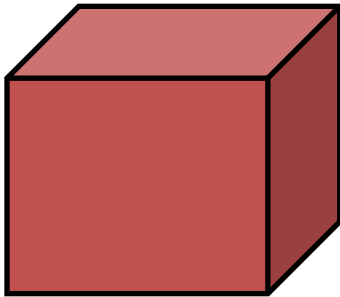


Malha triangular regular pontilhada

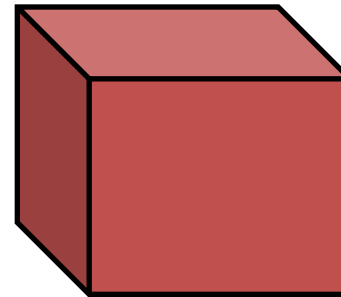


Mesmo sólido, mais de uma representação

Cubo visto de posição um pouco à direita



Cubo visto de posição um pouco à esquerda



Vista de um mesmo sólido geométrico

Vista de um sólido geométrico
Examine o sólido geométrico a seguir e algumas de suas vistas.

The diagram illustrates a 3D object on a grid. The object is a rectangular prism with a height of 3 units, a width of 3 units, and a depth of 3 units. The front face is a 3x3 square. The top face is a 3x3 square. The right side face is a 3x3 square. The left side face is a 3x3 square. The back face is a 3x3 square. The bottom face is a 3x3 square. The object is shown in a perspective view on a grid. The grid is 6 units wide and 6 units high. The object is positioned in the bottom-left corner of the grid, with its front face on the left and its right side face on the right. The top face is on the top of the grid. The bottom face is on the bottom of the grid. The back face is on the right of the grid. The left side face is on the left of the grid. The right side face is on the right of the grid. The front face is on the left of the grid. The back face is on the right of the grid. The top face is on the top of the grid. The bottom face is on the bottom of the grid. The object is shown in a perspective view on a grid. The grid is 6 units wide and 6 units high. The object is positioned in the bottom-left corner of the grid, with its front face on the left and its right side face on the right. The top face is on the top of the grid. The bottom face is on the bottom of the grid. The back face is on the right of the grid. The left side face is on the left of the grid. The right side face is on the right of the grid. The front face is on the left of the grid. The back face is on the right of the grid. The top face is on the top of the grid. The bottom face is on the bottom of the grid.

Vista lateral esquerda.

Vista de frente.

Vista lateral direita.

Vista de trás.

Vista de cima.

Vista de baixo.



Desenhando em malha quadriculada

